

September 2017



Sun	Mon	Tue	Wed	Thu	Fri	Sat
					Put a piece of paper over a textured object (coins, leaves, keys, etc.) Rub a crayon back and forth over the paper to create an image.	
	<p>Print your child's name and cut apart the letters. Ask him. Her to put them back together in the correct order</p> <p>Try to watch fewer TV programs today.</p> <p>Place 4 tsp of clear hair gel and a few drops of food coloring in a baggy. Allow child to mix by squeezing sealed baggy. Discuss findings</p> <p>At the dinner table, have your child name the colors of each food on his. Her plate. How many colors in all?</p>	<p>Together with your child, sit quietly and listen for sounds for a minute. Then talk about the sounds you heard. What made them?</p> <p>Look at a page in a storybook. Talk about the details in the picture. Cover the picture and ask your child what he/ she recalls.</p> <p>Play a board game with your child today. Engage in conversation while you play.</p> <p>Play follow the leader with your child while walking through the house. Have your child imitate your movements. Then let child lead.</p>	<p>Look at a catalog with your child. Have him/ her pick out three things he/ she wants. Ask what he/ she would do with each.</p> <p>Have your child help you prepare a recipe. Help him/ her measure the ingredients.</p> <p>Have your child decorate a paper bag. Use it in the family car for a litter bag.</p> <p>Read a story together and then ask your child to tell you the most exciting part.</p>	<p>Together, count up the number of programs your child has watched on TV today.</p> <p>Discuss with your child what he/ she should do if he/ she is approached by a stranger. Repeat discussion often.</p> <p>Write a note to your child today and read it aloud. Have him. Her write back. Have him/ her read it back in own writing.</p> <p>As you drive in the car or take a walk, ask your child to find the first letter of his/ her name on signs or license plates. And how many they find?</p>	<p>Count how many bites it takes for your child to eat a sandwich or other food item.</p> <p>As you drive in the car today, or take a walk, have your child count how many animals you see.</p> <p>Blindfold your child and have him/ her smell a few familiar foods. Can you identify the foods?</p> <p>Make up a "Pattern Dance" with your child. Ex: clap, clap, hop, hop, wiggle, wiggle. Repeat pattern 3 times & perform for family</p>	



October 2017



Sun	Mon	Tue	Wed	Thu	Fri	Sat
	<p>Look at the weather picture drawn yesterday. Was the weather report right? If not, what was different?</p> <p>Read a book together that contains true facts and then one that is not true (fantasy). Are they different? How?</p>	<p>Have your child mix yellow and blue food colors together to make a new color. Predict what will happen if mixing other colors</p> <p>Go for a walk. Afterwards, recall all of the living things that you saw and make a list. Save the list to use later in the month.</p>	<p>Watch a TV show with your child. When it is over, ask questions like, "What happened at the beginning? At the end?"</p> <p>Discuss what a scale measures. Have your child get on the scale. Record child's weight and the date. Save it for the next weigh in</p>	<p>Have your child draw a picture of school friend. Help him/ her write the friend's name on it. This can be shared with the new friend tomorrow!</p> <p>Talk about what your child did at school today. Discuss a favorite part. Tomorrow, your child can share with the teacher.</p>	<p>Measure your child's height using a piece of string or yarn and then measure yours. What does your child notice? .Keep them for later.</p> <p>Say and action word to your child and see if he/ she can pantomime it. Switch and ask him/ her to give you and action to perform.</p>	
	<p>How many jumping jacks can your child do in 10 seconds, then in 20 seconds? What did he/ she notice?</p>	<p>Go for a walk. Afterwards, recall non-living things you saw. Make a list and compare it with last Tuesday's list. Which has more? Less?</p>	<p>Look through a family picture album and talk about the family. Count the people in each picture. Can he/ she name them?</p>	<p>Go on a "Leaf Hunt" and collect leaves. Go inside and sort them by color. How many are in each pile?</p>	<p>Have your child draw a picture of him/herself, and name the body parts in the picture.</p>	
	<p>Plan and prepare a "shape snack" with your child. Ex: Cut sandwiches into triangles, slice oranges in circles. Talk about what your see.</p>	<p>Have your child count the pieces of mail you received today. Lay them out on the table, according to size. What do you notice?</p>	<p>Have your child recall and sing a song learned in school. Now sing it again with new words that are made up. What are the differences?</p>	<p>Give your child a cup of bite-size snacks (cereal, raisins, goldfish, etc..) Say a number and ask for that many. Take turns counting & eating.</p>	<p>Fill similar glasses with different amounts of water. Use a spoon to tap the glasses above the water lines. Are the sounds different?</p>	
	<p>Plan and prepare a "shape snack" with your child. Ex: Cut sandwiches into triangles, slice oranges in circles. Talk about what your see.</p>	<p>Have your child count the pieces of mail you received today. Lay them out on the table, according to size. What do you notice?</p>	<p>Have your child recall and sing a song learned in school. Now sing it again with new words that are made up. What are the differences?</p>	<p>Give your child a cup of bite-size snacks (cereal, raisins, goldfish, etc..) Say a number and ask for that many. Take turns counting & eating.</p>	<p>Fill similar glasses with different amounts of water. Use a spoon to tap the glasses above the water lines. Are the sounds different?</p>	



November 2017



Sun	Mon	Tue	Wed	Thu	Fri	Sat
			Count and check all smoke detectors in the house. What signal do they give when a fire has started? How do you get out of the house safely?	Help your child draw a picture of an escape route from our house in case of an emergency. Then practice using it.	Drive by a local firehouse and point it out to your child. Call ahead. Perhaps you could make a visit and discuss jobs of firefighters	
	Let your child practice dialing 911 on an unplugged phone. Together come up with some real instances in which you would use this number .	Have your child estimate how much of his/ her room he/ she can clean in 2 minutes. Was he/ she correct? Hang it up on the refrigerator.	What is the first letter in your child's name? Have him/ her underline it in a section of a newspaper or magazine.	Set out 4 different sized spoons. Have your child put them in order from smallest to the largest .	Make lemonade with your child. What does he/she think you will need? (lemons, water, sugar) What happens if you don't stir it?	
	Read a comic strip to your child from yesterday's paper. Now cut it up and see if he/ she can put it back in order. (Sequence them) As you ride in the car today, call attention to the colors on the traffic lights. What does each color mean? Count all red lights you stop at.	When reading a story to your child today, point out the author and illustrator's names. Ask him/ her to tell you what their jobs are. Place a mop or broom on the top of 2 kitchen chairs with a space in the middle. Ask your child to hop over it, crawl under it etc. Lower	Help your child make a book by stapling small sheets of paper together. Ask him/ her to be an author & illustrator of book about the family. Before reading a book together, count the pages pointing to each number. After reading, have your child choose his/her favorite pages. Tell #'s	Fill up your kitchen sink with water. How many things can your child find that float in the water? Why don't they sink ? Have your child count the number of hops to get from the porch to the curb. Now turn around and say ABC's while hopping.	Help your child write a letter to a friend. What do you need to mail it? Walk to a mailbox and send it. Have the person call when received. Put salt or sand in a shallow pan. Have your child write letters and numerals with his/her finger? How can it be erased?	
	Ask your child to hop 5 times on the left foot, then 5 on right . Give other commands using left and right . Have child tell the difference.	Have child practice counting to 10, and then backwards to 0. Which way is easier?	Listen to the weather together tonight. Ask your child to draw a picture of what he/ she expects the see outside tomorrow.	Look at calendar with your child. Point out today's date. What is it? Ask your child questions: "What will tomorrow's number be?"	Go to the library and get your child a library card. Check out book about fire safety. Before reading, talk about the pictures.	



December 2017

Sun

Mon

Tue

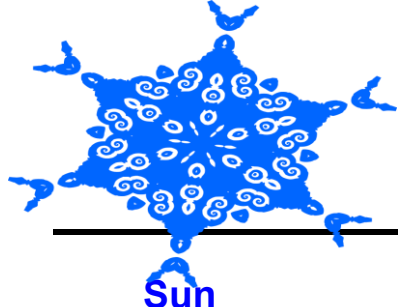
Wed

Thu

Fri

Sat

					Take your child for a walk outside. Discuss looking both ways before crossing the street. Why is it important?	
	Draw an outline of your child's body on the back of a sheet of wrapping paper. Help him/ her decorate it. Label the body parts. Read aloud.	Have your child look at a box of cereal. Which letters does he/she recognize? Copy them on a sheet of paper and read them. Save this writing.	Discuss good manners with your child, and together, write down a list of some important ones. Save them on the refrigerator.	Using the list made yesterday, ask your child to put a check by all manners he/she used today. Count the checks at the end of the day.	Look at the good manners chart. Have your child look at the check marks and tell you which one he/she used most & least .	
	Trace your and your child's feet on a piece of paper. Each of you get a pair of your shoes. Have your child match the shoes to prints.	Cut different sized pictures from magazine. Have your child cover each one with rows of pennies. How many pennies were used?	Have your child make a pattern with silverware, i.e., fork, fork, spoon, fork, fork, spoon	Help your child label items at home and read them often. Later, give him/ her set of the same labels and match them by reading words.	Write a story your child has made up. Have your child draw picture. Tell him/her that he/she is the illustrator and author . Discuss terms.	
	Have your child cut out numerals and letters from magazines. Sort into 2 piles: numerals and letters. See how many he/ she can name.	Write list of jobs around the house. Child may check off each one as it is done. Which ones could he/she do with no help?	After reading a story, have your child make up a new ending. Read the new story.	Give your child 5 household objects to hold separately. Have him/her describe how each feels: smooth, rough, bumpy, etc.	During a meal, talk about the foods you are eating. Discuss where each food comes from.	
	Have your child trace his/her hand on a sheet of paper. The trace yours. Compare the two. Which is larger ? Smaller ?	Go outside with your child and build a snow family to match your own family.	Help your child make a list of things to do on a snowy day. The next time it snows look at this list and check off all you can do or have done.	Ask your child to hop 5 times on left foot, then 5 times on the right . Give other commands using left and right . Could child tell the difference ?	Put salt or sand in a pan. Have your child write letters and numerals with his/her finger. How can the letters/ numerals be erased?	



January 2018

Sun

Mon

Tue

Wed

Thu

Fri

Sat

	<p>Make a puppet from a sock with your child. Decorate using household scraps. Have your child use it to tell what happened in school.</p>	<p>Discuss the importance wearing a seatbelt. Have your child create family safety rules. Chart & post</p>	<p>Put shoes in a pile on the floor. Have your child find pairs that match. Are there any that do not match?</p>	<p>Make up sensory questions for your child to answer, i.e. If you could have something soft what would it be?</p>	<p>Clap out a pattern, and have your child repeat it. Now switch. How long can your clap pattern get?</p>	
	<p>Read a favorite bedtime story to child, and then have him/her retell the story without looking at the illustrations.</p> <p>Read a story to your child. Ask him/her to recall the names of some of the characters? Have child describe.</p>	<p>Get some cans and boxes of food. Have your child line them based on height from shortest to tallest.</p> <p>Create a “feely bag”. (different items from around the house) Have your child touch object and guess what it is.</p>	<p>Use item from Tuesday. Ask your child to find item this is larger or smaller. Compare the two. Was child correct?</p> <p>Make up color questions for your child to answer, i.e. “If you could only eat red things, what could you eat?”</p>	<p>Measure your child’s height with yarn. Bring out yarn from October. Compare. Do the same for your height.</p> <p>Together with your child come up with a list of zoo animals. Now think of one of them and give 3 clues to guess it.</p>	<p>Draw a large numeral 5 on a sheet of paper. Have your child glue on toothpicks in sets of 5. How many sets made?</p> <p>Put some coins on a table. Have your child sort them in piles. Which pile has the least? The most? The same?</p>	
	<p>Put coins in clear container from day before. Have your child estimate how many coins. Empty and count.</p>	<p>Ask your child to recall 2 different things that happened today. Which was first? Which was last?</p>	<p>Take an empty toilet paper Roll and use it to whisper something in your child’s ear. Have him/her repeat. Switch.</p>	<p>On a large plate put spoons. Call out a number and have your child put that many spoons on the plate. Count & check</p>	<p>Put 3 spoons on a plate and 5 spoons on another. Ask which has less. Repeat using different numbers.</p>	
	<p>Help your child write and mail a thank you card to someone who is kind to him/ her.</p>	<p>Read a story with your child. Who were the characters? Ask him/her to pantomime what a character did. No words</p>	<p>Make up riddles for your child to answer, i.e.”I have 4 legs but can’t walk, what am I?”</p>			



February 2018



Sun

Mon

Tue

Wed

Thu

Fri

Sat

			Play a rhyming game with your child. Say a word and pass a ball to him/her. He/she then says a word that rhymes and passes ball back.	Recycle an outdated calendar by cutting out the numbers . Use them for number games.	Discuss with your child things that he/she can do now that he/she could not do as a baby. Why?	
	Ask your child to tell you some things that he/she cannot do now but will be able to do when he/she is older.	Ask your child to look around his/her bedroom. Have him/her close eyes. Ask things like: "What is on your bed? What is by the window?"	Play Simon Says. Give commands using the words left and right , i.e., "Touch your right ankle, touch your left knee."	Make a visit to the library and check out and read a book about Martin Luther King, Jr.	Get a small bowl and a serving spoon. Give directions using positional words , i.e. Put spoon in the bowl, on top of , behind , beside	
	Have your child close his/her eyes and see if he/she can identify familiar foods by taste.	Ask your child to draw pictures of what his/her favorite things are at school and then at home without using his/her voice.	Get out the pictures drawn from yesterday. Help your child write words for them.	Ask your child to act out the rules of his/her classroom (no words). Then ask him/her to do the same with words. Which easier? Why?	With your child's help write down 3 good rules to follow daily at home. Hang the rules on the refrigerator as a reminder.	
	Look at the home rules again. Together create consequences for each. Does this make it easier or harder to break a rule?	Discuss with your child different ways he/she can help others, both at school and at home. Try these ways tomorrow.	Have your child recall ways in which he/she was helpful in school and at home today. Encourage your child to keep being helpful.	Take a ride in the car or go on a long walk with your child. Count the number of American flags that you see.	Buy a small bag of M&M's. Dump them out & sort them in piles, sort by color. Do any of the pile have the same number of M&M's?	
	Ask your child some " before " and " after " questions, i.e. "Do you put your socks on before or after your shoes?"	Write a numeral of your address on a separate piece of paper. Have your child go outside and put them in order to match your address.	Play a rhyming game with your child. Say a word and pass a ball to him/her. He/she then says a word that rhymes and passes ball back.			

March 2018

Sun

Mon

Tue

Wed

Thu

Fri

Sat

			Have your child put a stalk of celery in a tall glass of colored water. Observe and discuss changes over the next 3 days.	Use magazines, books/photographs, have your child identify different shapes. Create book about shapes by tracing different objects.	Have your child sort small items: barrette, coins, dried pasta/beans, etc. Sort the items by color, shape and size into piles.	
	Have your child put one ice cube in the refrigerator and one on the counter. Predict what will happen. Check back in 30 minutes. Pretend your family is getting a pet. Have your child choose 3 names and ask family to vote for favorite name.	Gather measuring cups, spoons and scoops. Have your child fill a small tub with snow. Make and describe snow creations. Gather crayons, paper clips, coins, rubber bands. Have your child put water in sink. Predict which will sink or float.	Have your child create a list of animals. Describe how each moves. Take turns choosing animal and pantomiming its actions. Have child draw 2 pictures of him/herself, 1 as a baby and another as he/she is now. Discuss and compare illustrations .	Have your child name blue items. Recite the rhyme: "Blue, blue what is blue? The ___ is blue and the ___ is too." "Play this using other colors." Have your child predict what will happen if an egg is left in a cup of vinegar for 3 days. Test predictions . Describe.	Have your child cut out letters from new-papers or magazines to spell his/her first name. Glue name onto a sheet of paper. Use a newspaper or magazine to find the numerals 5-10. As he/she finds a numeral, name and circle it.	
	Measure your kitchen's length using shoes. Have your child count his/her steps. Record the number.	Have your child make up a story about a character that is very small . Discuss what it would be like to be that small .	Provide a variety of containers at bath time. Ask your child to investigate which one will hold the most water.	Have your child add several drops of dish soap to a bottle of water. Predict what will happen if he/she shakes it. Test prediction .	During a meal, talk about the foods you are eating. Discuss where each one come from.	
	Have your child give examples of animals that make good pets. Describe his/her favorite pet and illustrate a picture of it.	Have your child create a weather chart for a week. Record the weather using the words: sunny, windy, cloudy, and rainy. Tally answers.	Gather objects: toys cars, blocks, barrettes, coins, socks, buttons, etc. Have your child sort by size , color and shape. Then count.	Have your child name what he/she sees in front of and behind your home. Make a list.	Ask your child to count as high as he/she can starting with 1. Count again, this time starting at a different number .	



April 2018



Sun

Mon

Tue


Wed

Thu


Fri

Sat

		Gather paper towel, tinfoil, coffee filters, waxed paper, sponges, etc. Ask your child to dip each in water and describe what happens.	Look at a calendar page with your child. How many 2's can he/she find? (pointing to them) How many 3's? What comes after 5?	Gather a variety of items to sort : coins, beans, buttons, etc. Have your child sort objects by size (small, med. & large). Count the objects.	Each person says, "I'm special because ___" and completes the sentence by telling why he/she is special.	
	Ask your child to estimate how many seeds are in an apple. Cut it open and count them. Draw a picture and glue the seeds from the apple.	Collect 10 straws and cut them in different lengths . Ask your child to arrange the straws in order from shortest to tallest .	Place 7 objects on the table. Have your child estimate the number of objects. Count the objects and compare the actual number.	Have your child put several ice cubes in a container of warm water. Observe and describe what happens to the ice while in water.	Make a safety chart. Create rules for crossing the street. Discuss why it is important to follow rules. Practice crossing safely.	
	Play "Mystery Shape". Have your child name a shape and find an object with the same shape. Ex.: I see a rectangle. (door)	Story starter: "On a rainy day, I like to ___" Have your child dictate a story and add illustrations .	Put a variety of objects on the table. Have your child observe carefully and then close his/her eyes. Remove object and ask what's missing.	Have your child close his/her eyes and follow simple directions. Ex.: "Stand on 1 foot. Bend at the waist." take turns giving directions.	Together, make a "Jobs at Home: chart . Discuss how the different jobs help your family.	
	Have your child help prepare breakfast by serving cereal. Practice measuring by giving 6 Tbs. of cereal. Ask, was it enough?	Have your child draw a face on a paper cup. Add soil and grass seeds. Place near a window and water daily. Observe and discuss changes.	Goop: Mix 1 cup water, food coloring and 1 cup cornstarch. Observe and describe changes. How does it feel in your hands?	Gather different sized containers. Have your child predict which will hold more water. Compare using, more/less than & same as.	Look around your home for numerals . Once numeral is found, have him/her add it to a "Numerals at Home" list.	
	Have your child choose a letter of the alphabet and name words that begin with the same sound. B-ball, bike, bath					



May 2018



Sun	Mon	Tue	Wed	Thu	Fri	Sat
		Have your child plant a variety of seeds. Observe and discuss the different rates of growth. Make gardener's dairy. Record results.	Go on a "Wheels Hunt." Have your child make a chart and compare the different wheels he/she finds. Discuss results.	Have your child pour a cup of water into a clear glass. Carefully put an egg in and watch it sing. Stir in 1/4 cup salt. Describe results.	Have your child add food coloring a drop at a time into a glass of water. Ask him/her to describe the color change. Mix 2 colors. Discuss.	
	Count backwards with your child. Begin with 10 and count back to 0. Play again but start at a different numeral and count to 0.	Discuss where to go in your home if there is a Tornado Warning. Make a family plan and have a practice drill.	Think of different ways to move across the room: walk, run, crawl, play "Follow the Leader" taking turns being the leader.	Ask each family member to name on the ring makes them happy. Record on a Happiness Chart.	Go on a "Length Hunt." Have your child find items that are shorter, longer and the same length as his/her shoe.	
	Have your child put 5 beans and a wet paper towel inside a Ziploc bag. Seal bag and place it near window. Record and discuss growth.	Have your child arrange his/her stuffed animals by height . Ask questions like: "Which is shorter ? Should it go first or last ?"	Together list farm animals. Take turns making their sounds and guessing the names of each one.	Have your child make a shopping list. Draw or cut out pictures from the sales ads. Sort food, meat, vegetables, dairy, bread, snacks, etc.	How many different insects can you find outside today?	
	Have your child predict how many birds he/she will see in 5 minutes. Set a timer. For each bird drop a coin in a jar. Count total coins.	Have your child imagine what he/she might find at the end of a rainbow. Write a story and illustrate it.	Have your child make a counting book. Write the numerals 1-10 at the top of each page. Draw pictures or use stickers to match numbers.	Go for a "Nature Walk." Have your child collect seeds, sticks, flowers, grass, rocks, etc. Make a collage and label each item.	Before reading a story, let your child predict what will happen in the story.	
	Have your child pick an action to do. Count the number of actions done in 10 seconds. Tally each action.	Go on a "Sight Walk." Take turns pointing out small details, such as the color of a car or the size of a rock. Describe the differences.	Have your child listen as you count to 5. Leave out a number and have him/her say the missing number . Example: 1, 2, 3, 5 (4)	Make a large outline of a shape on the floor using yarn. Have your child move around the shape crawling, tip-toeing etc.		



June 2018

Sun	Mon	Tue	Wed	Thu	Fri	Sat
					Use a tape measure or ruler to compare objects. Vocabulary: long, longer, longest, short, shorter, shortest, big, bigger, biggest	
	Go on a “ Numbers Walk .” Take turns naming numbers for the other person to find. Discuss how numbers give information.	Discuss how to take care of pets. Have your child make a list of what pets need to live healthy lives.	Collect a variety of sponges. Have your child sort by size. Dip some sponges in water. Compare wet sponges to dry. What changed?	Go on an “Insect Hunt.” Have your child record what he/she finds. Have him/her illustrate his/her favorite insect.	Pretend your family is going on a vacation to the beach. Have your child make a list of items to pack. Plan fun things to do as a family.	
	Go on a “Color Hunt” in your home. Have your child name a color and make a list of items he/she finds that matches that color.	Have your child identify 2 animals. Describe and compare by creating a list of likenesses and differences . Draw a picture of them animals.	Create an obstacle course. Have your child use positional words to describe how to move through it. “Jump over the toy. Go under the ...	Place 5 coins on the table. Ask your child to look closely before covering them. Estimate and record the number. Uncover and count.	Have your child predict and observe what will dissolve in water. Add rice, salt, coffee, etc. into separate containers of water. Discuss.	
	Have your child sort and resort a variety of socks by colors, size patterns , etc. Explain the sorting rule.	Cut off the top of a carrot. Have your child place it in a shallow dish of water. Observe daily for any changes. Record by drawing pictures.	Go on a “Listening Walk.” Bring along a notepad and a pencil to list the sounds he/she hears. Draw a picture together.	Have your child put raisins in a cup. Add water to observe what happens. Try again using carbonated soda. Discuss results.	Make up riddles for your child to answer, i.e.. “I have a face but cannot talk. What am I?” (clock)	
	Have your child make letters of the alphabet by using coins to form the letters instead of a pencil.	Discuss ways that families can be good neighbors. Record ideas. Decide together what you can do to be good neighbors.	Have your child add food coloring to small containers of water and put them in the freezer. Fill sink with water and add ice. Describe actions	Help your child trace his/ her hand on a piece of paper. Ask him/ her to name favorite foods and write them on the fingers	Have your child recall and sing a song learned in school. Now sing it again with new words that are made up. What are the differences ?	